


PALMA Q

PALMA Q . Planter . Square

Aluminium construction with closed bottom. Comes with drain pipe assembly and plug for indoor or outdoor use. Includes non-adjusting feet. Choice of mica or DB finish.

Additional charge: Soft or RAL finish.



Palma Q 800/900



Palma Q 600

Product Name	Order No.	Colour	Dimensions in mm	
			Q	H
PALMA Q 300	90.21600.0	mica of DB finish	□ 300	375
PALMA Q 400	90.21600.1	mica of DB finish	□ 400	540
PALMA Q 600	90.21600.2	mica of DB finish	□ 600	750
PALMA Q 800/540	90.21600.3	mica of DB finish	□ 800	540
PALMA Q 800/900	90.21600.4	mica of DB finish	□ 800	900

Product information
www.hess.eu/o890



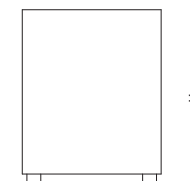


Palma Q 800/540



Palma Q 400



Palma Q 300





PALMA Q
DONAUESCHINGEN . GERMANY

