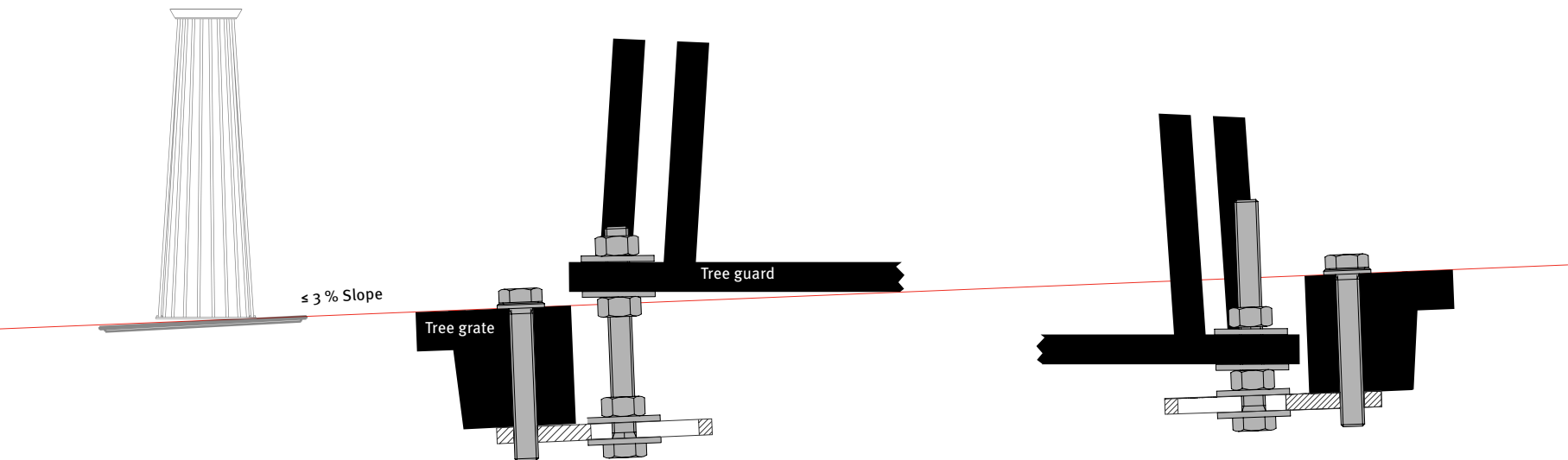


# TREE GUARD FASTENING

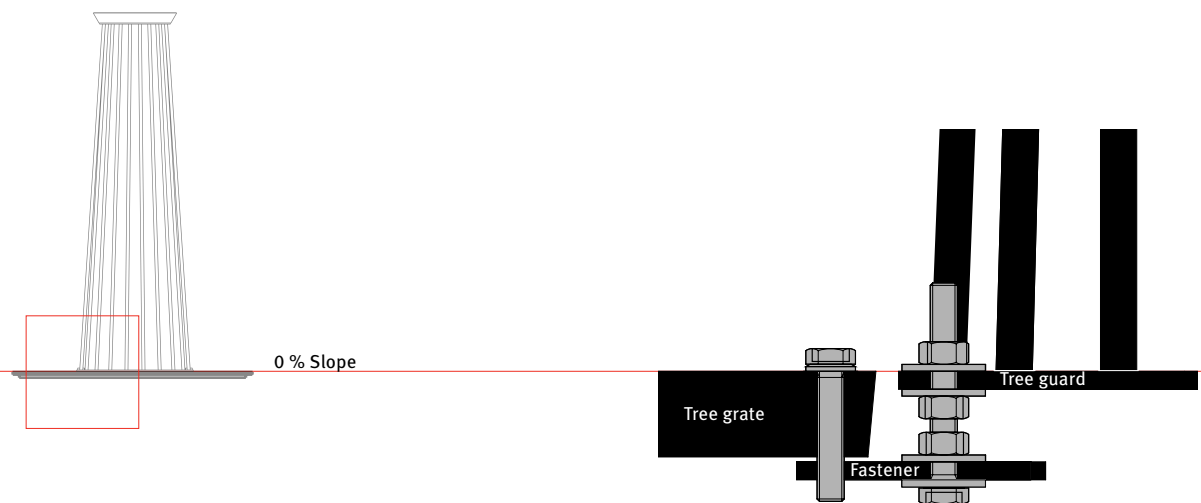
The tree guard mounts to a bolt that is secured in upright position to a fastener. Up to 3 % horizontal adjustment in both directions permits level compensation.

ATTACHMENT TO A BEARING FRAME WITH LEVEL COMPENSATION MECHANISM  
Frame comes with welded-on fasteners.



#### ATTACHMENT TO A CANTILEVER TREE GRATE

Fasteners bolt to the tree grates (holes in grate provided).



---

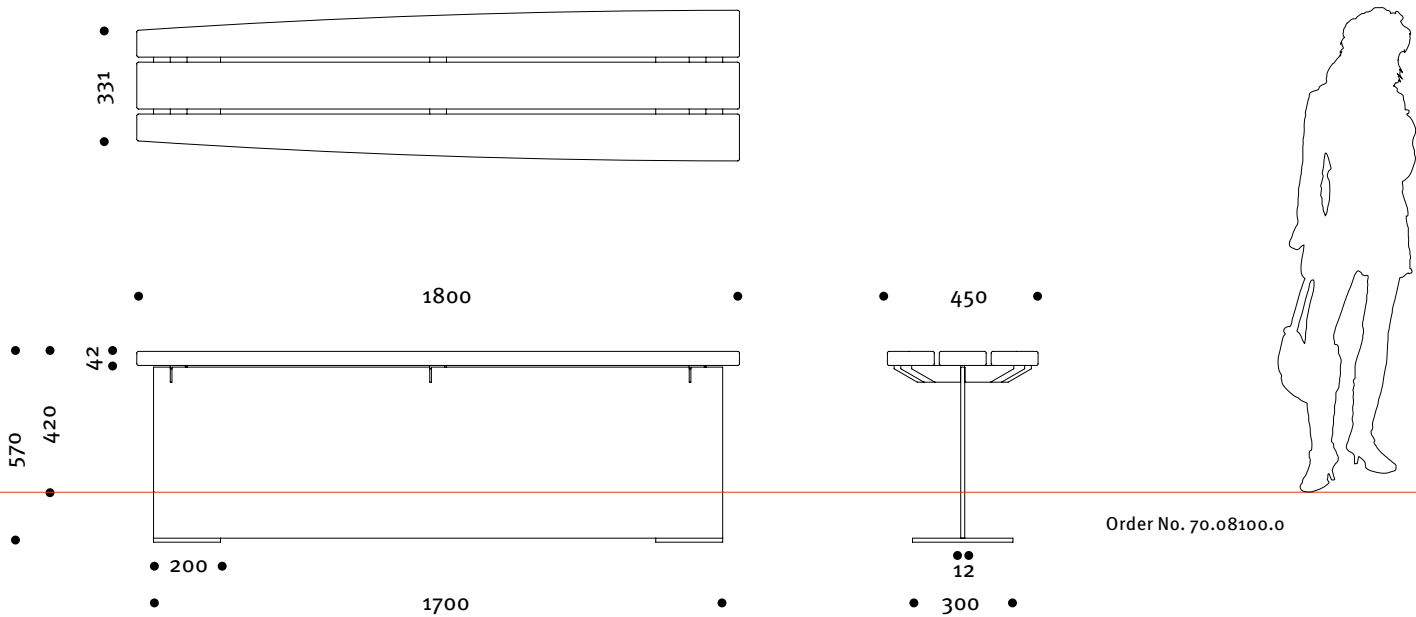
Product information  
[www.hess.eu/2660](http://www.hess.eu/2660)

---



# CORVUS

Product Name		Order No.	Colour	Planking
VAREDO	backless	70.08100.0	RAL, mica or DB finish	ash









# CORVUS

## CORVUS . Bench

Cast aluminium sides. Choice of RAL, mica or DB finish. High-pressure impregnated, weather resistant ash seat and backrest.

## CORVUS . Backless Bench

Additional charge: Kambala



---

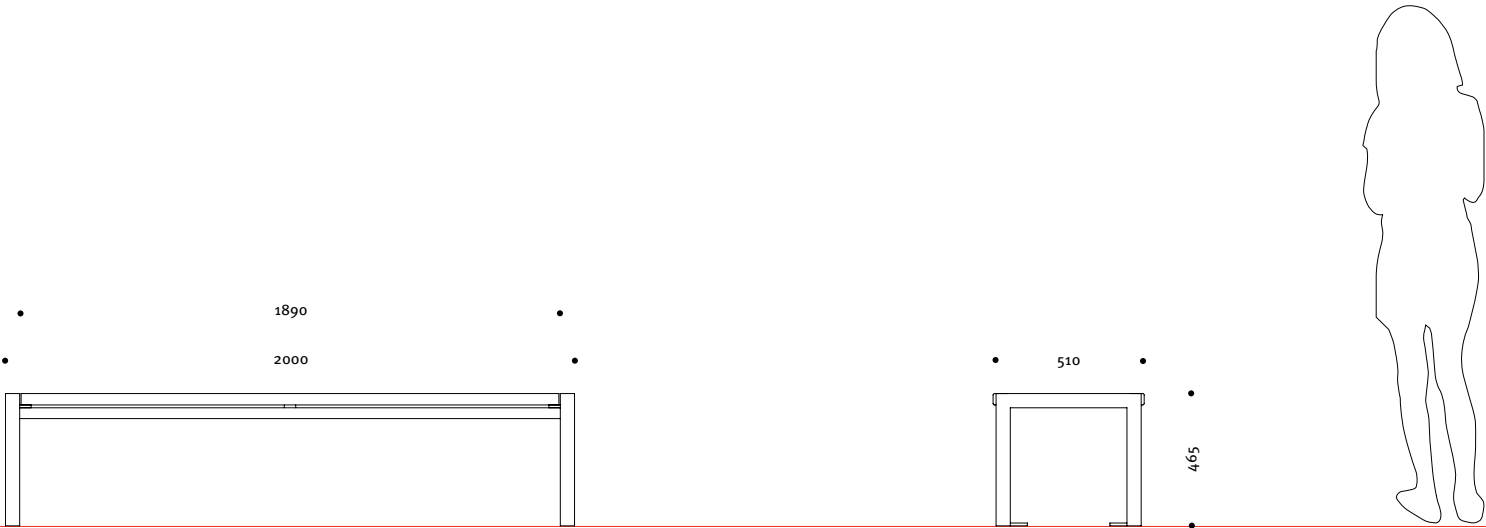
Product information  
[www.hess.eu/0370](http://www.hess.eu/0370)

---

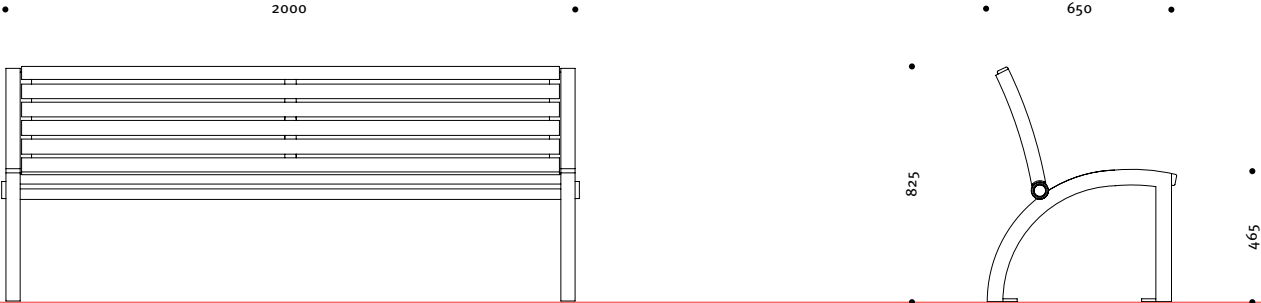


# CORVUS

Product Name		Order No.	Colour	Planking
CORVUS	with backrest	70.00600.1	RAL, mica or DB finish	ash
	backless	70.00601.1	RAL, mica or DB finish	ash



Order No. 70.00601.1



Order No. 70.00600.1





# CASTELLO

## CASTELLO . Bench

Galvanised steel frame. Choice of RAL, mica or DB finish. High-pressure impregnated, weather resistant ash seat and backrest.

## CASTELLO . Backless Bench

Additional charge: Kambala.



---

Product information  
[www.hess.eu/o377](http://www.hess.eu/o377)

---

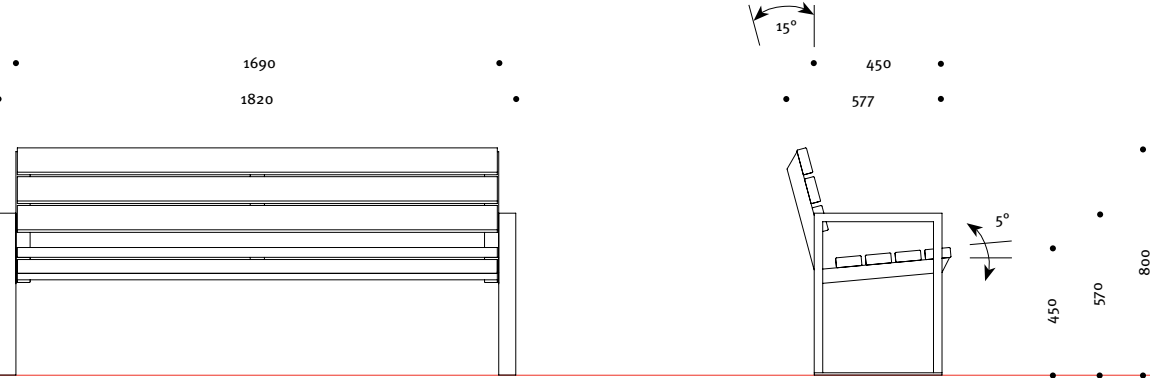


# CASTELLO

Product Name		Order No.	Colour	Planking
CASTELLO	with backrest	70.02800.0	RAL, mica or DB finish	ash
	backless	70.02800.1	RAL, mica or DB finish	ash



Order No. 70.02800.1



Order No. 70.02800.0





# AURIGA

AURIGA . Bench

Cast aluminium and aluminium section construction. Choice of RAL, mica or DB finish.





---

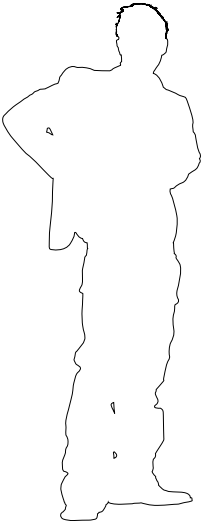
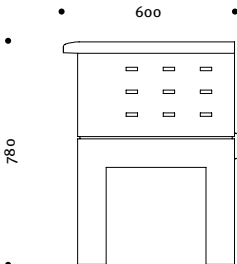
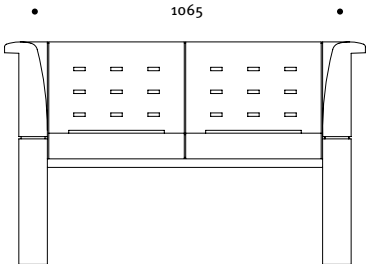
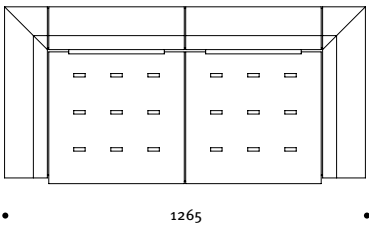
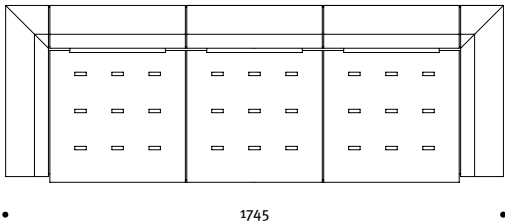
Product information  
[www.hess.eu/0399](http://www.hess.eu/0399)

---



# AURIGA

Product Name		Order No.
AURIGA	2-seater	70.00500.2
	3-seater	70.00500.3







# POSITANO

## POSITANO . Illuminating Seat

Single-pane, tempered safety glass housing. Outer glass surface features anti-slip squares in quadratic arranged pattern. Inner glass surface frosted with pattern of squares exactly identical to outer surface for intriguing 3D effect. Stainless steel base (actual luminaire housing) designed for flush installation. 500 kg static load capacity. Light colours: red, green, blue, yellow, white. Fitted for 2 T26 – 18 W (white, red, green, blue, yellow). Each seat has its own fuse.

◆ ▲ Ingress protection IP54 · ⊕ Safety class I · CE

## POSITANO LED . Illuminating Seat

Single-pane, tempered safety glass housing. Outer glass surface features anti-slip squares in quadratic arranged pattern. Inner glass surface frosted with pattern of squares exactly identical to outer surface for intriguing 3D effect. Stainless steel base (actual luminaire housing) designed for flush installation. Static load capacity is 500 kg. Wired and configured for 120 RGB LEDs. Each seat has its own fuse.

◆ ▲ Ingress protection IP54 · ⊕ Safety class I · CE 10/

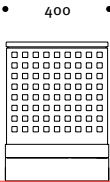
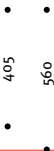
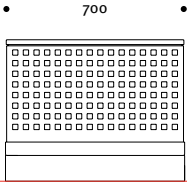





# POSITANO

Product Name	Article No.	Lamp	
		LED RGBW	T 26
		45 W	18 W
		G13 2x	
POSITANO Illuminating Seat	12.16400.0	-	•
POSITANO LED Illuminating Seat	12.16400.0	•	-

Order No.: Article No. + Light Colour



Article No. 12.16400.0











# PLANKING

## Treatment of Natural Wood

Kambala and ash are high-grade woods crafted according to the highest standards. All natural wood planking is planed to shape and rough-sanded once before being fine-sanded.

## ASH

To achieve weather resistant surface protection, the ash planking is impregnated using the vacuum tank pressure method. Afterwards, the wood swells slightly. It is then sanded again and allowed to age under controlled conditions before use.

Type of Wood:	ash obtained from European plantations, PEFC certified
Wood colour:	greenish following treatment silver following extended time outdoors
Surface finish:	smooth sanded wood absorbs and releases moisture, which may cause spots of mildew to appear on the wood that with time disappear if the wood is outdoors
Wood preservation:	DIN 68800
Wood preservative:	liquid, chromium-free wood protecting salt of inorganic copper-borate compounds and organic agents that protect against fungal decay and mildew fungi as well as against wood-destroying insects
Dimensional stability:	dimensionally stable, with excellent dent and wear resistance
Disposal:	problem-free, thermally recyclable

## WOOD FROM SUSTAINED FOREST MANAGEMENT

The ash used for the benches has been obtained from sources using PEFC certified forest management practices. PEFC is the world's leading certification organisation for sustainable forestry.




KAMBALA

Type of Wood:	Kambala, also called Iroko
Wood colour:	golden brown
Surface finish:	smooth sanded
Wood preservation:	naturally resistant to weathering and decay, only treated with oil
Dimensional stability:	dimensionally stable, with excellent dent and wear resistance
Disposal:	problem-free, thermally recyclable











WASTE RECEPTACLES

.hess







Impressive in their function and appearance, Hess litter receptacles are a welcome addition to any site.

4 . WASTE RECEPTACLES



VAREDO  
154



CARPO  
156



---

PUNTO  
158

# VAREDO

## VAREDO . Waste Receptacles

Square container, steel, galvanised, varnished. Centred stand. Upward opening container for emptying. Stainless steel cover with triangular locking mechanism. 60 L capacity

All RAL (classic unicolour shades), Hess DB and Hess glimmer colours.

Additional charge: Equipped with integrated ashtray.

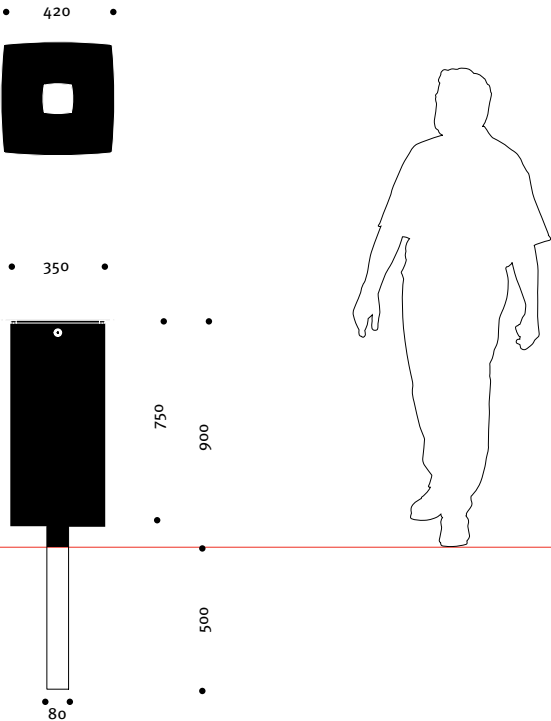




Product Name	Mounting	Order No.	Colour	Capacity
VAREDO	ground	80.32200.0	RAL, mica or DB finish	60 l

Product information  
[www.hess.eu/2640](http://www.hess.eu/2640)

Order No. 80.32200.0



# CARPO

## CARPO . Waste Receptacles

Galvanised steel post and container. Reduced mouth size and rain-protected opening. Container opens to the side for emptying. Triangular locking mechanism. Includes inner mounted retainer ring for litter bags. Choice of RAL, mica or DB finish.

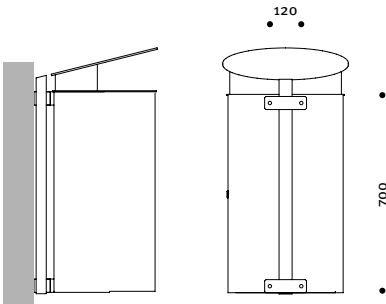
Capacity: 60 l or 90 l

Additional charge: Flange plate. Integrated ash receptacle.

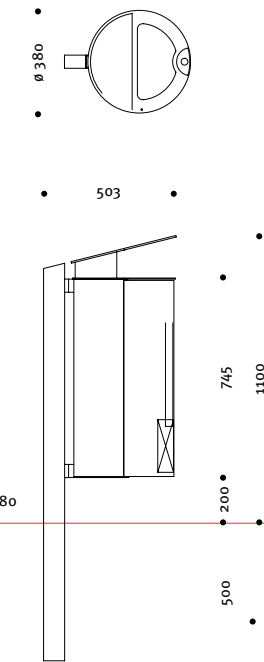


Product Name	Mounting	Order No.	Colour	Capacity
CARPO 380	ground	80.30500.0	RAL, mica or DB finish	60 l
CARPO 440	ground	80.30500.1	RAL, mica or DB finish	90 l
CARPO 380	wall	80.30500.3	RAL, mica or DB finish	60 l
CARPO 440	wall	80.30501.3	RAL, mica or DB finish	90 l

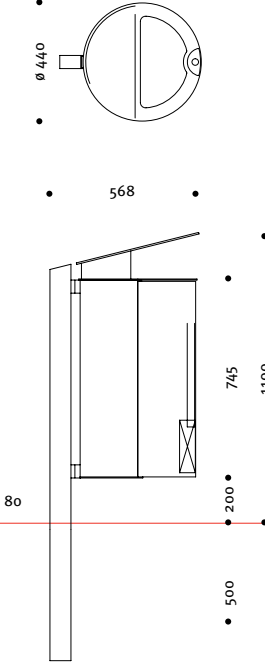
Product information  
[www.hess.eu/o310](http://www.hess.eu/o310)



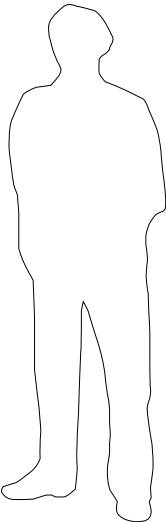
Order No. 80.30500.0



Order No. 80.30500.1



Order No. 80.30500.3



# PUNTO

## P U N T O . Waste Receptacle

Galvanised steel post and container. Reduced mouth size. Tip function eases emptying. Triangular locking mechanism. PE liner. Choice of RAL, mica or DB finish.

Capacity: Punto 500 = 32 l; Punto 700 = 45 l

Additional charge: Flange plate. Metal liner. Integrated ash receptacle.

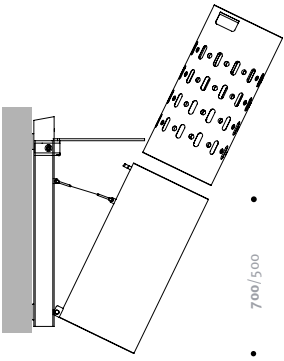


IndustrieForum Hannover:  
if Seal for design excellence

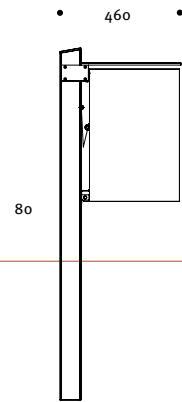
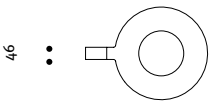


Product Name	Mounting	Order No.	Colour	Capacity
PUNTO 500	ground	80.30900.1	RAL, mica or DB finish	32 l
PUNTO 700	ground	80.30901.1	RAL, mica or DB finish	45 l
PUNTO 500	wall	80.30900.3	RAL, mica or DB finish	32 l
PUNTO 700	wall	80.30901.3	RAL, mica or DB finish	45 l

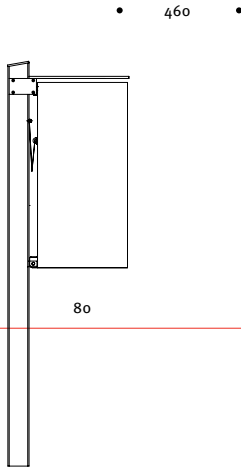
Product information  
[www.hess.eu/o301](http://www.hess.eu/o301)



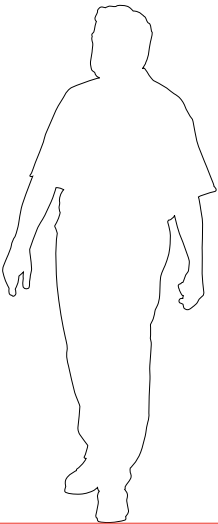
Order No. 80.30901.3  
Order No. 80.30900.3



Order No. 80.30900.1



Order No. 80.30901.1








PUNTO  
VILLINGEN-SCHWENNINGEN . GERMANY












## BICYCLE RACKS





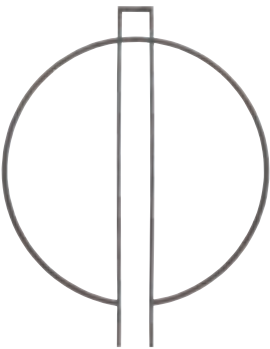


A welcome sight for bicyclists! Aesthetically pleasing and functionally oriented, Hess bicycle racks feature direct contact between the bike and rack for superior front wheel and theft protection. A must for the integration and accommodation of bicyclists in urban environments.

5 . BICYCLE RACKS



VAREDO  
168



CERES  
170



---

TENDO

174

# VAREDO

## VAREDO . Bicycle Rack

Bollard with square aluminium section and continuous embedded base. Aluminium U-bracket, welded on All RAL (classic unicolour shades), Hess DB and Hess glimmer colours.

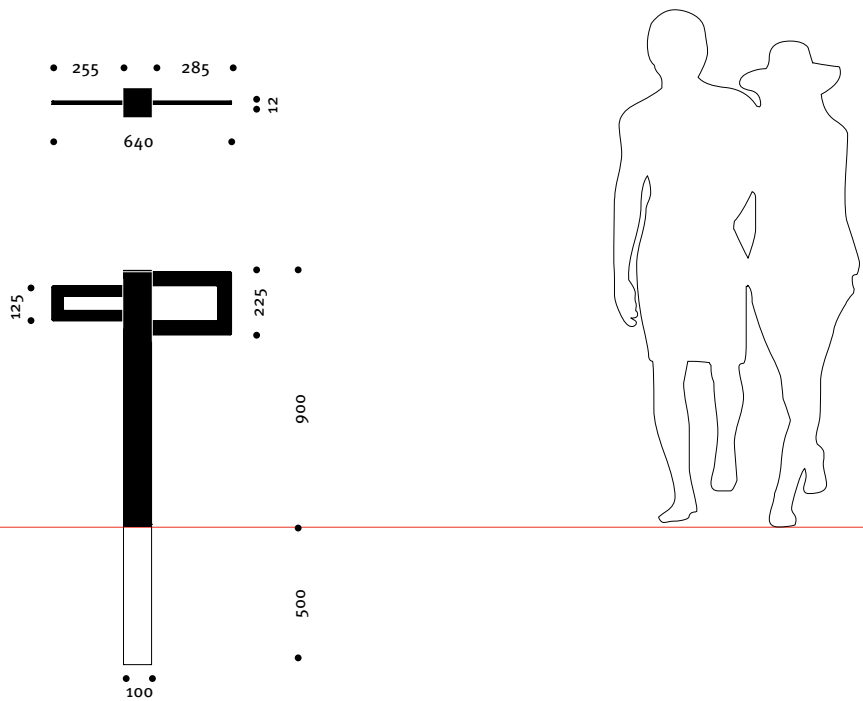
Additional charge: Square flange plate





Product Name	Order No.	Colour
VAREDO	61.12000.0	RAL, mica or DB finish

Product information  
[www.hess.eu/2630](http://www.hess.eu/2630)



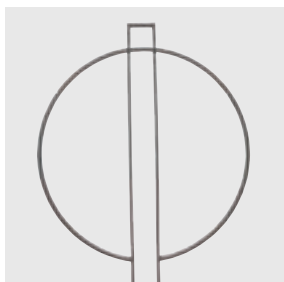
Order No. 61.12000.0

# CERES

C E R E S . Bicycle Rack

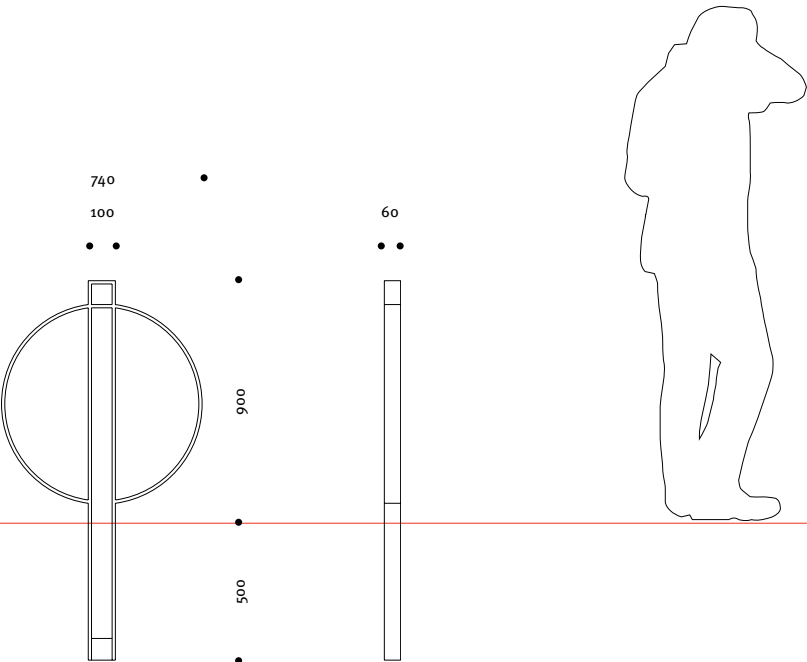
Galvanised steel construction. Choice of RAL, mica or DB finish.

Additional charge: Flange plate.



Product Name	Order No.	Colour
CERES	61.11700.0	RAL, mica or DB finish

Product information  
[www.hess.eu/o807](http://www.hess.eu/o807)



Order No. 61.11700.0



CERES  
BAUEFORT . LONDON . ENGLAND





# TENDO

TENDO . Bicycle Rack

Galvanised steel construction. Choice of RAL, mica or DB finish.

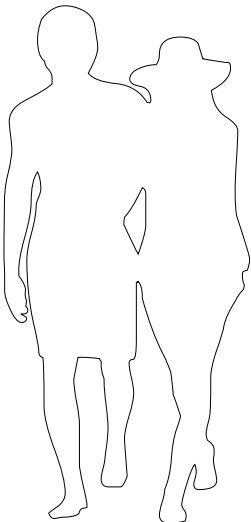
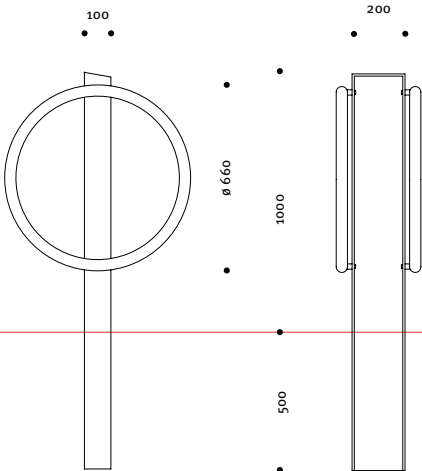
Additional charge: Flange plate.





Product Name	Order No.	Colour
TENDO	61.00010.0	RAL, mica or DB finish

Product information  
[www.hess.eu/o801](http://www.hess.eu/o801)



Order No. 61.00010.0




TENDO  
LOS ANGELES . USA













## BARRIER SYSTEMS

.hess





Hess's range of bollards is distinguished by variety and includes vintage, classic, modern minimalist and avant-garde forms in cast metals or steel. There's something to match every architectural style.

6 . BARRIER SYSTEMS



VAREDO  
184



REGOR  
188



PARIS  
200





---

MORANO  
194



---

TORO  
198

# VAREDO

## VAREDO . Barrier Bollard

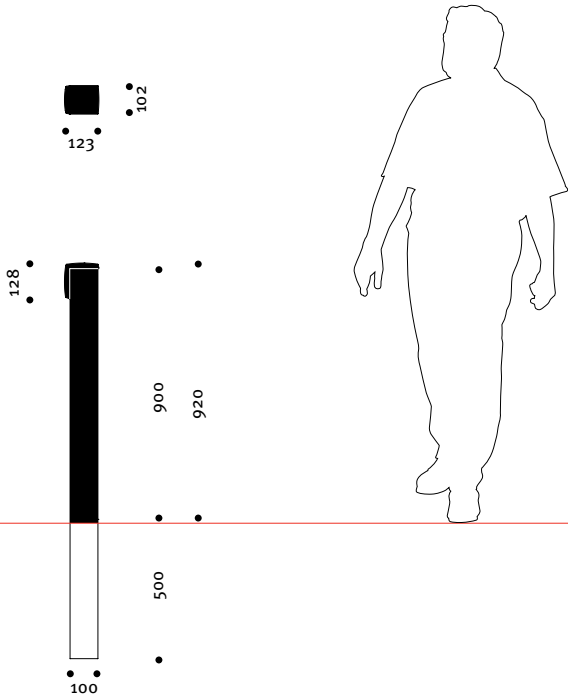
Blocking bollard with square aluminium tube for fixed installation with continuous embedded base. L-shaped cast-aluminium cap. All RAL (classic unicolour shades), Hess DB and Hess glimmer colours.

Additional charge: Square flange plate



Product Name	Height	Order No.	Order No.
		Type A	Type C
		fixed	flange mount
VAREDO	900	60.15000.0	60.15000.2

Product information  
[www.hess.eu/2650](http://www.hess.eu/2650)



Order No. 60.14801.2



REGOR  
VICHY . FRANCE





# REGOR

REGOR . Barrier Bollard  
Galvanised steel construction. Choice of RAL, mica or DB finish.

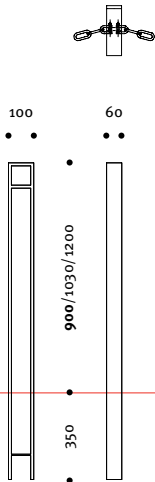
Additional charge: Bicoloured finish (consult factory).  
Type C with subsurface flange plate (on request). Chain fastener. Chain



Product Name	Height	Order No.	Order No.	Order No.	Order No.
		Type A	Type B	Type C	Type D
	mm	fixed	detachable	flange mount	collapsible
REGOR	900	60.14800.0	60.14800.1	60.14800.2	60.14800.3
	1030	60.14801.0	60.14801.1	60.14801.2	60.14801.3
	1200	60.14802.0	60.14802.1	60.4802.2	60.14802.3

Product information  
[www.hess.eu/o711](http://www.hess.eu/o711)

TYP A



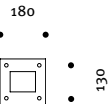
Order No. 60.14800.0

TYP B



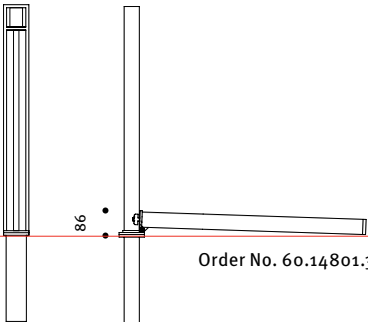
Order No. 60.14801.1

TYP C

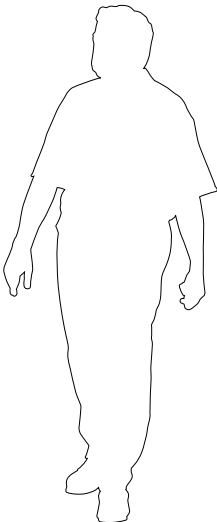


Order No. 60.14801.2

TYP D




Order No. 60.14801.3



# REGOR

## TYPES OF MOUNTING



Fixed Bollards  
TYPE A


Designed with base that embeds in concrete. Detachment is not possible.



Detachable Bollards  
TYPE B

Mount to separate embedded base from which they detach via triangular locking mechanism. Recessed in the top of the bollard, the triangular lock head engages and disengages with a special tool.

The head turns a camshaft engaging or disengaging the bollard in place. The embedded base installs grade flush in a permanent anchor footing.




Flange Mount Bollards  
TYPE C

Employ a flanged base mounting plate instead of embedded base, which mounts via bolts and screw anchors.

Also available with flange plate that installs 200 mm below grade to enable surfacing, paving, etc.





Collapsible Bollards  
TYPE D

Come with separate embedded base. Collapse at the joint after being disengaged by means of the triangular keyed locking mechanism.

Recessed in the top of the bollard, the triangular lock head operates with a special tool.

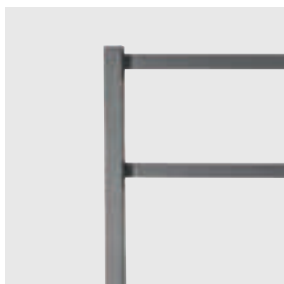
The head turns a camshaft releasing or locking the bollard in place. Embedded base installs grade flush in permanent anchor footing.

# REGOR

## REGOR . Barrier System

Galvanised steel rail and post elements combine as site requirements dictate.

90° - 180° post-to-post placement. Choice of RAL, mica or DB finish.



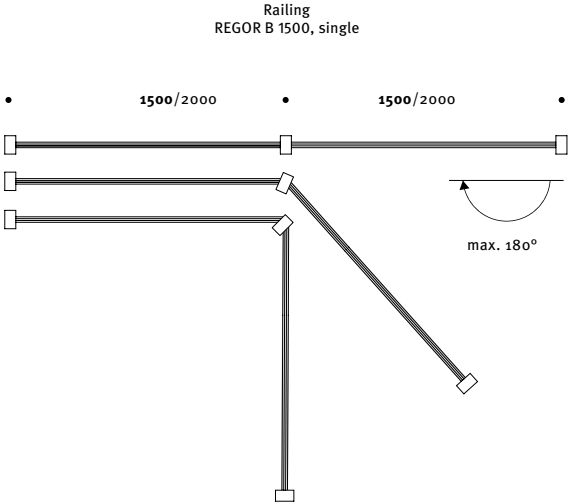
Product Name	Height	Post	Mounting	Suitable for	Suitable for	Rail
	mm					
				1 Rail	2 Rails	(individual)
				REGOR 900-1	REGOR 900-2	REGOR B 1500
REGOR	900	Type A Fixed	Type A Fixed	60.14810.0	60.14820.0	60.64800.1
	900		Type C Flange Mount	60.14810.2	60.14820.2	60.64800.1
				REGOR 1030-1	REGOR 1030-2	REGOR B 2000
REGOR	1030	Type A Fixed	Type A Fixed	60.14811.0	60.14821.0	60.64801.1
	1030		Type C Flange Mount	60.14811.2	60.14821.2	60.64801.1

Product information

www.hess.eu/o712

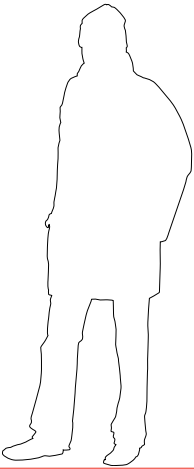
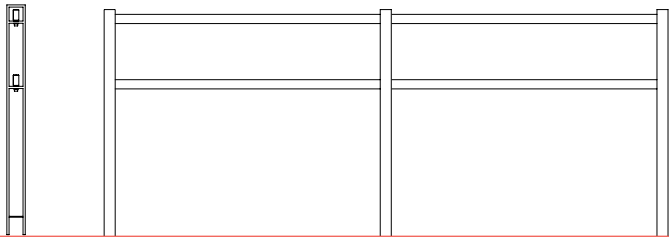

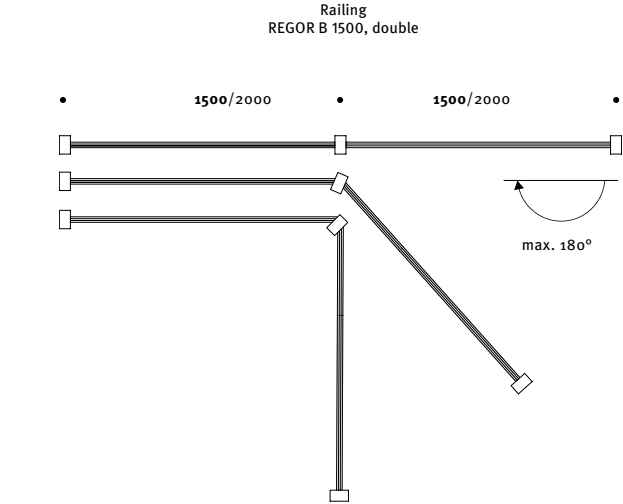
Post

REGOR 900-1



Post

REGOR 900-2



# MORANO

MORANO . Barrier Bollard

Galvanised steel bollard construction and aluminium cap.

Choice of RAL, mica or DB finish.

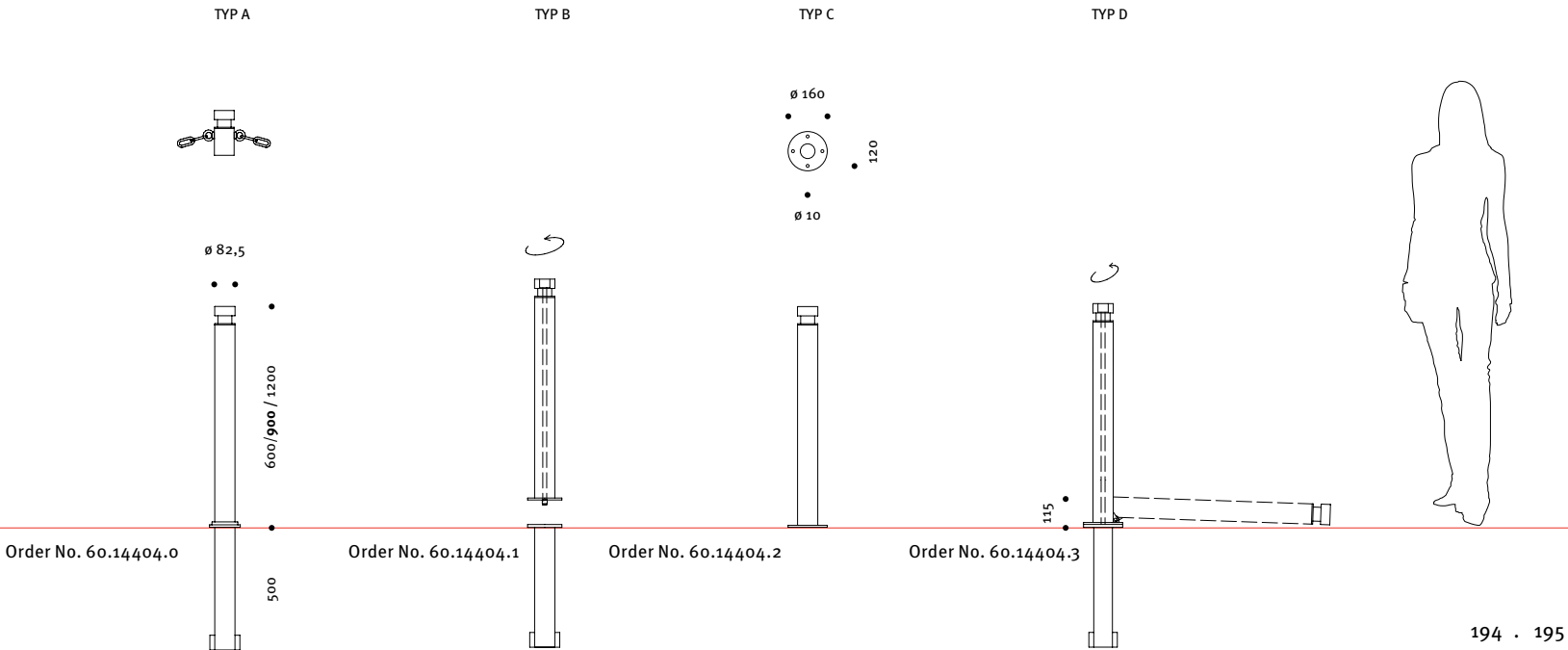
Additional charge: Bicoloured finish (consult factory). Chain fastener. Chain





Product Name	Height	Order No.	Order No.	Order No.	Order No.
		Type A	Type B	Type C	Type D
	mm	fixed	detachable	flange mount	collapsible
MORANO	600	60.14403.0	60.14403.1	60.14403.2	60.14403.3
	900	60.14404.0	60.14404.1	60.14404.2	60.14404.3
	1200	60.14405.0	60.14405.1	60.14405.2	60.14405.3

Product information  
[www.hess.eu/o720](http://www.hess.eu/o720)





MORANO  
KINTZHEIM . FRANCE



# T O R O

T O R O . Barrier Bollard

Galvanised steel construction. Choice of RAL, mica or DB finish.

Additional charge: Bicoloured finish (consult factory). Chain link.



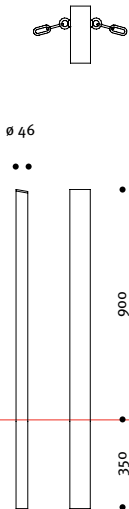


Product Name	Height	Order No.	Order No.	Order No.	Order No.
		Type A	Type B	Type C	Type D
	mm	fixed	detachable	flange mount	collapsible
TORO	600	60.14201.0	60.14201.1	60.14201.2	60.14201.3
	900	60.14200.0	60.14200.1	60.14200.2	60.14202.4
	1200	60.14203.0	60.14203.1	60.14203.2	60.14203.4

Product information

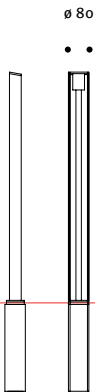
www.hess.eu/o771

TYP A



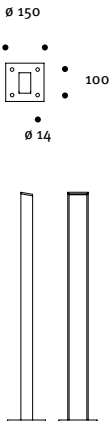
Order No. 60.14200.0

TYP B



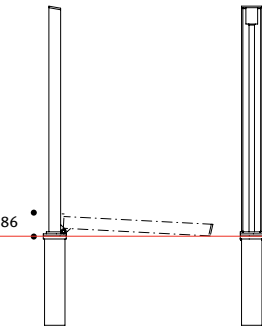
Order No. 60.14200.1

TYP C



Order No. 60.14200.2

TYP D



Order No. 60.14200.3



# PARIS

PARIS 1100 . Barrier Bollard  
Galvanised steel construction with aluminium cap. Choice of RAL, mica or DB finish.

Additional charge: Bicoloured finish (consult factory).

PARIS 1200 . Barrier Bollard  
Galvanised steel construction with aluminium cap. Choice of RAL, mica or DB finish.

Additional charge: Bicoloured finish (consult factory).

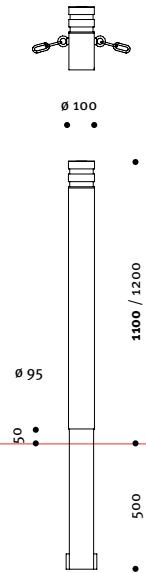


Product Name	Height	Order No.	Order No.	Order No.	Order No.
		Type A	Type B	Type C	Type D
	mm	fixed	detachable	flange mount	collapsible
PARIS 600	600	60.10301.0	60.10301.1	60.10301.2	–
PARIS 1100	1100	60.10302.0	60.10302.1	60.10302.2	60.10302.3
PARIS 1200	1200	60.10303.0	60.10303.1	60.10303.2	60.10303.3

Product information

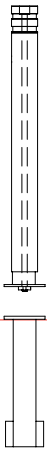
www.hess.eu/o702

TYP A



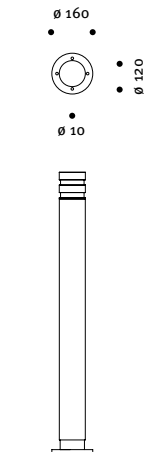
Order No. 60.10302.0

TYP B



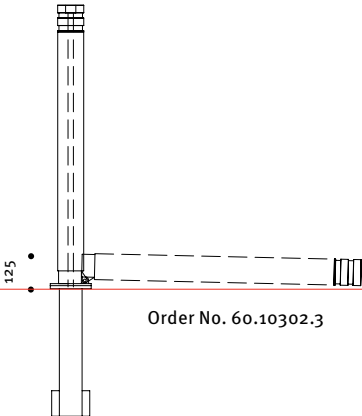
Order No. 60.10302.1

TYP C




Order No. 60.10302.2

TYP D



Order No. 60.10302.3







# POWER AND WATER BOLLARDS

.hess





Function is the first quality on which power and water bollards are measured. For Hess, packaging function in an attractive suit is by no means of little importance, as is readily apparent.

7 . POWER AND WATER BOLLARDS



TOLEDO 250  
210



TOLEDO 350  
214





---

MORANO  
218

# INSTALLATION

Description of power bollard installation using TOLEDO 250 as an example.

## Installation Description



**Open Door Operation**  
During operation, the door remains open and the power cable extends out of the bollard.



**Closed Door Operation**  
The door remains closed during operation with power cable running out of the outlet in the closed door.



1. First, the embedded base installs in the ground.



2. The electrical assembly mounts to the embedded base. Electrical assembly wires to mains. Bollard housing and electrical assembly plate require earthing.



3. Bollard housing slips over the electrical assembly plate.



4. Housing bolts to the embedded base and the assembly plate bolts to the housing (near the door).



5. Out of service

# TOLEDO 250

## TOLEDO 250 GS . Power Bollard

Designed for closed door operation. Comes with two access doors and cable outlet. Steel housing galvanised in and out. Includes separate bolt-on embedded base with two cable openings. Access doors come with cylinder locks for reliable safety and security. Electrical assembly plate provided for configuration by others. Choice of RAL, RAL, mica or DB finish.

Additional charge: Electrical configuration GS 1 – GS 6, pre-wired and ready for connection.

## TOLEDO 250 W . Water Bollard

Designed for open door operation. Comes with two access doors.



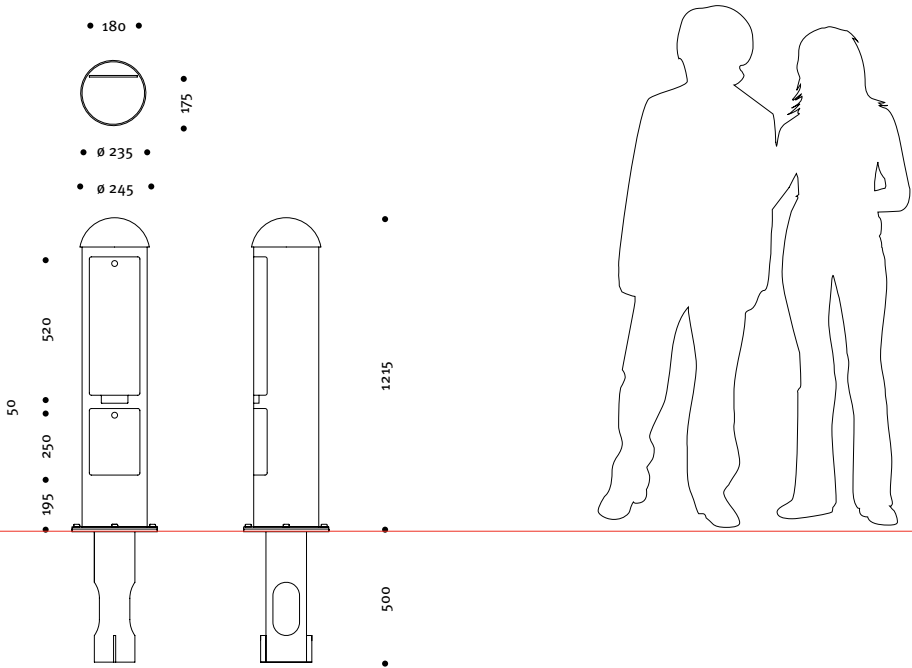
Fig.: Configuration examples



Product Name	Housing Art. No.	Colour
TOLEDO 250 GS	60.12405.0	RAL, mica or DB finish
TOLEDO 250 W	60.12412.0	RAL, mica or DB finish

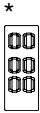
Order No.:            Housing Art. No. + Configuration

Product information  
[www.hess.eu/o791](http://www.hess.eu/o791)







# TOLEDO 250




IMPORTANT: Operation of the power bollard shall be subject to applicable local and national codes, guidelines and laws. The electrical assembly plate is designed for configuration by others (GS o). Any other configurations shown here serve solely as examples of potential configurations.



Configuration    Schuko 250 V / 16 A    CEE 250 V / 16 A 3p. 6 h    CEE 400 V / 16 A 5p. 6 h    CEE 400 V / 32 A 5p. 6 h

				
GS 0	–	–	–	–
GS 1	6	–	–	–
GS 2	–	6	–	–
GS 3	3	–	1	–
GS 4	3	–	–	1
GS 5	–	3	1	–
GS 6	–	3	–	1

Configuration    Water Faucet 3/4"    Water Metre 3/4" cold    Shut-off Valve 5/4"

			
W 1	2	2	1

\* For illustration purposes only

Automatic Circuit Breaker			Underground Cable
B Type			Max.
16 A	16 A	32 A	1 x
1p.	3p.	3p.	5 x 16 <sup>2</sup>
–	–	–	–
6	–	–	1
6	–	–	1
3	1	–	1
3	–	1	1
3	1	–	1
3	–	1	1

# TOLEDO 350

## TOLEDO 350 GS . Power Bollard

Designed for closed door operation. Comes with two access doors and cable outlet. Steel housing galvanised in and out. Includes separate bolt-on embedded base with two cable openings. Access doors come with cylinder locks for reliable safety and security. Electrical assembly plate provided for configuration by others. Choice of RAL, mica or DB finish.

Additional charge: Electrical configuration GS 7 – GS 12, pre-wired and ready for connection.

## TOLEDO 350 W . Water Bollard

Designed for open door operation. Comes with one access door.




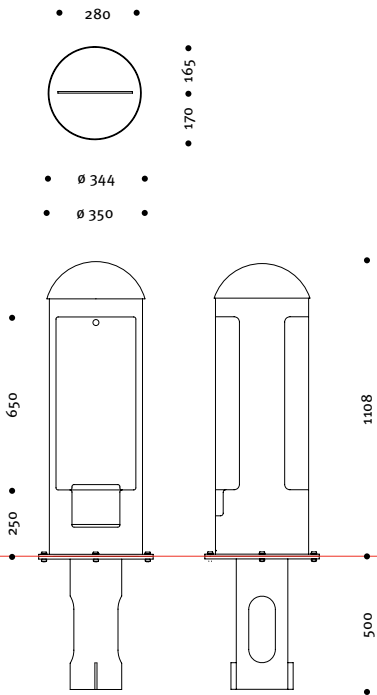
Fig.: Configuration examples



Product Name	Housing Art. No.	Colour
TOLEDO 350 GS	60.12404.0	RAL, mica or DB finish
TOLEDO 350 W	60.12421.0	RAL, mica or DB finish

Order No.:            Housing Art. No. + Configuration





Product information  
[www.hess.eu/o792](http://www.hess.eu/o792)






# TOLEDO 350

IMPORTANT: Operation of the power bollard shall be subject to applicable local and national codes, guidelines and laws. The electrical assembly plate is designed for configuration by others (GS o). Any other configurations shown here serve solely as examples of potential con-figurations.



Configuration	Schuko 250 V / 16 A	CEE 250 V / 16 A 3p. 6 h	CEE 400 V / 16 A 5p. 6 h	CEE 400 V / 32 A 5p. 6 h	Automatic Circuit Breaker		
					B Type		
					16 A	16 A	32 A
					1p.	3p.	3p.
GS 0	–	–	–	–	–	–	–
GS 7	10	–	–	–	10	–	–
GS 8	–	10	–	–	10	–	–
GS 9	6	–	2	–	6	2	–
GS 10	6	–	–	2	6	–	2
GS 11	–	4	2	–	4	2	–
GS 12	–	4	–	2	4	–	2

Configuration	Water Faucet 3/4"	Water Metre 3/4" cold	Shut-off Valve 5/4"
			
W 1	3	3	1

\* For illustration purposes only

RCD Bodily Injury Protection 30 mA		Underground Cable Max.	
40 A	63 A	2 x	2 x
4p.	4p.	5 x 16 <sup>2</sup>	5 x 25 <sup>2</sup>
–	–	–	–
2	–	1	A
2	–	1	A
2	–	1	A
1	1	1	A
2	–	1	A
1	1	1	A

A = on request

# MORANO

## MORANO GS . Power Bollard

Designed for closed door operation. Comes with two access doors and cable outlet. Steel housing galvanised in and out. Includes separate bolt-on embedded base with two cable openings. Electrical assembly plate provided for configuration by others. Access doors come with cylinder locks for reliable safety and security. Choice of RAL, mica or DB finish.

Additional charge: Electrical configuration GS 1 – GS 6, pre-wired and ready for connection.

## MORANO W . Water Bollard

Designed for open door operation. Comes with two access doors.



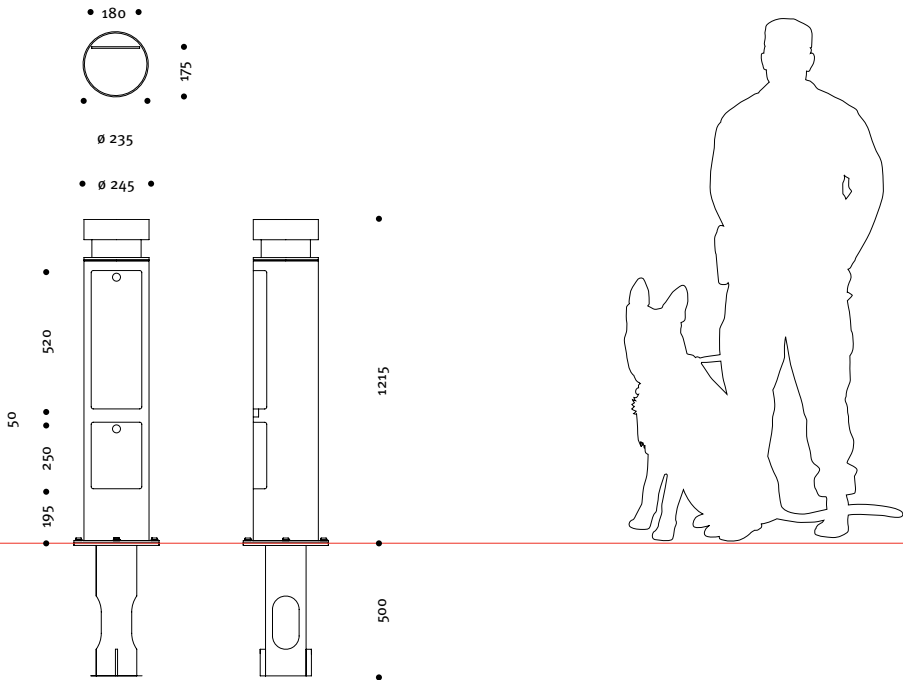
Fig.: Configuration examples



Product Name	Housing Art. No.	Colour
MORANO GS	60.14401.0	RAL, mica or DB finish
MORANO W	60.14410.0	RAL, mica or DB finish

Order No.:            Housing Art. No. + Configuration





Product information  
[www.hess.eu/0795](http://www.hess.eu/0795)






# MORANO

IMPORTANT: Operation of the power bollard shall be subject to applicable local and national codes, guidelines and laws. The electrical assembly plate is designed for configuration by others (GS o). Any other configurations shown here serve solely as examples of potential configurations.

Configuration    Schuko 250 V / 16 A    CEE 250 V / 16 A 3p. 6 h    CEE 400 V / 16 A 5p. 6 h

				
GS 0	–	–	–	–
GS 1	6	–	–	–
GS 2	–	6	–	–
GS 3	3	–	1	–
GS 4	3	–	–	1
GS 5	3	–	1	–
GS 6	–	3	–	1


Configuration    Water Faucet 3/4"    Water Metre 3/4" cold    Shut-off Valve 5/4"

			
W 1	2	2	1

\* For illustration purposes only

Automatic Circuit Breaker B Type			Underground Cable Max.
16 A	16 A	32 A	1 x
1p.	3p.	3p.	5 x 16 <sup>2</sup>
–	–	–	–
6	–	–	1
6	–	–	1
3	1	–	1
3	–	1	1
3	1	–	1
3	–	1	1









PLANTERS

.hess





Decoratively useful shapes and proportions – Hess makes public design complete and all-encompassing. Available in different sizes, Hess planters beautify streetscapes and add green vitality to urban and corporate environments.

8 . PLANTERS



PALMA Q  
2 2 8



PALMA R  
2 3 0





PALMA L  
234

# PALMA Q

P A L M A   Q . Planter . Square  
Aluminium construction with closed bottom. Includes non-adjusting feet.  
Choice of RAL, mica or DB finish.

NOTE: Version B-Outdoor - Comes with drain pipe assembly and  
plug for outdoor use.



Palma Q 800/900



Palma Q 600



Palma Q 800/540

Product Name	Order No.	Colour	Dimensions in mm	
			Q	H
	Version A-INDOOR	Version B-OUTDOOR		
PALMA Q 300	90.21600.0	90.21601.0	RAL, mica or DB finish	□ 300 375
PALMA Q 400	90.21600.1	90.21601.1	RAL, mica or DB finish	□ 400 540
PALMA Q 600	90.21600.2	90.21601.2	RAL, mica or DB finish	□ 600 750
PALMA Q 800/540	90.21600.3	90.21601.3	RAL, mica or DB finish	□ 800 540
PALMA Q 800/900	90.21600.4	90.21601.4	RAL, mica or DB finish	□ 800 900


Product information  
[www.hess.eu/o890](http://www.hess.eu/o890)



Palma Q 400



Palma Q 300



# PALMA R

P A L M A R . Planter . Round  
Aluminium construction with closed bottom. Includes non-adjusting feet.  
Choice of RAL, mica or DB finish.

NOTE: Version B-Outdoor - Comes with drain pipe assembly and plug for outdoor use.



Palma R 800/900



Palma R 600



Palma R 800/540



Product Name	Order No.	Colour	Dimensions in mm	
			D	H
	Version A - INDOOR	Version B - OUTDOOR		
PALMA R 300	90.21500.0	90.21500.0	RAL, mica or DB finish	Ø 300 375
PALMA R 400	90.21500.1	90.21501.1	RAL, mica or DB finish	Ø 400 540
PALMA R 600	90.21500.2	90.21501.2	RAL, mica or DB finish	Ø 600 750
PALMA R 800/540	90.21500.3	90.21501.3	RAL, mica or DB finish	Ø 800 540
PALMA R 800/900	90.21500.4	90.21501.4	RAL, mica or DB finish	Ø 800 900


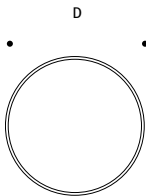
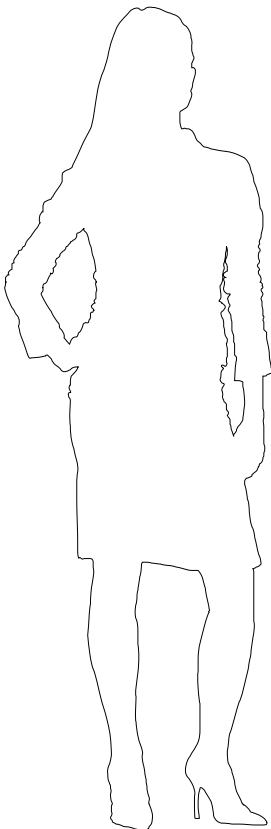
Product information  
[www.hess.eu/o895](http://www.hess.eu/o895)



Palma R 400



Palma R 300







PALMA Q  
DONAUESCHINGEN . GERMANY







# PALMA L

P A L M A L . Planter . Long

Aluminium construction with closed bottom. Includes non-adjusting feet.  
Choice of RAL, mica or DB finish.

NOTE: Version B-Outdoor - Comes with drain pipe assembly and plug for outdoor use.



Palma L 800/600



Palma L 600/400




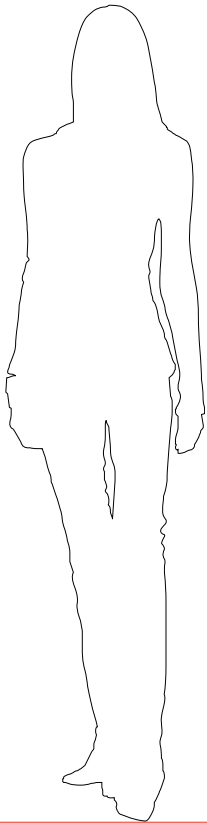
Product Name	Order No.	Colour	Dimensions in mm			
			L	B	H	
	Version A - INDOOR	Version B - OUTDOOR				
PALMA L 450/300	90.21700.0	90.21700.0	RAL, mica or DB finish	450	300	375
PALMA L 600/400	90.21700.1	90.21701.1	RAL, mica or DB finish	600	400	540
PALMA L 800/600	90.21700.2	90.21702.1	RAL, mica or DB finish	800	600	75


Product information  
[www.hess.eu/o891](http://www.hess.eu/o891)

L Length  
B Width  
H Height



Palma L 450/300





The background of the page is an abstract composition of overlapping red and grey shapes. A large, dark red, curved shape dominates the upper right and center. A lighter grey, curved shape is nested within it on the left. Thin, red, irregular lines crisscross the entire background, creating a sense of movement and complexity. The overall aesthetic is modern and technical.

# TECHNICAL INFORMATION

# SYMBOLS

With the purchase of Hess luminaires, the customer obtains the assurance of excellent quality and enduring durability. Hess's DIN ISO 9001 certification is evidence of its commitment to providing high quality service and products. Hess GmbH commits itself to compliance with all existing environmental laws and regulations. Hess's DIN EN ISO 9001 certification verifies our compliance.

Hess lighting systems comply with national and international safety regulations. The applicable indications are displayed on the rating plates.

Excluding the luminaires with Class III protection rating, all Hess luminaires are designed to operate with 230 V, 50 Hz supply voltage in compliance with DIN-IEC 38.

## SAFETY SYMBOLS



**ENEC**  
The ENEC mark (European Norms Electrical Certification) is a European approval and certification marking for lighting fixtures and electrical components used in lighting systems. It certifies that a product complies with currently applicable European standards and signifies that inspection by the respective testing institute has been performed. The ENEC marking appears together with the identification number of the national testing institute and is often displayed with the institute's logo. Every Hess product is CE-compliant. ENEC certificates are available for selected models in the various product families.



**CE**  
The CE marking signifies that the product conforms to all the essential requirements of all relevant EU directives. It is applied to the luminaire, packaging or accompanying documents by the manufacturer or importer. It is not the mark of any particular approval institute.



**F Mark**  
Luminaires suitable for mounting on normally combustible surfaces.

## TECHNICAL SYMBOLS



Minimum distance to illuminated surface



Nominal temperature of cables



High pressure sodium lamp requires an external ignitor.



High pressure sodium lamp requires an internal ignitor.



SAFETY CLASSIFICATIONS

The luminaires are designated in three classes according to the protection they provide against high contact voltage.



**Protection rating I:** Luminaires in this class have basic electrical insulation and all of their potentially electrically conductive parts are connected to a protective conductor. The protective conductor displays this marking.



**Protection rating II:** Live parts are fitted with additional insulation. Connection to a protective conductor is not permitted.



**Protection rating III:** Luminaires in this class operate on safety low voltage (SELV) and require no extra protective measures.



**Wood from sustained forest management:** The ash used for the benches has been obtained from sources using PEFC certified forest management practices. PEFC is the world's leading certification organisation for sustainable forestry.

INGRESS PROTECTION SYMBOLS



Splash water protected  
**Ingress protection IPX4**



Multi-directional nozzle projected water protection  
**Ingress protection IPX5**

Watertight (immersible under limited conditions)  
**Ingress protection IPX7**



Submersible (prolonged submersion under pressure)  
**Ingress protection IPX8**



Dust protected  
**Ingress protection IP5X**

Dust tight  
**Ingress protection IP6X**

## **Imprint**

### **Design & Typesetting**

**ZWEI**<sub>14</sub> GmbH  
[www.zwei14.de](http://www.zwei14.de)

### **Photography**

Ralf Ganter, Maik Goering,  
Hans-Jürgen Haffa, Stefanie Heublein,  
Max Schulz, Die Arge Lola,  
Johann Lichtl, Oliver Christen,  
hess Archiv.

### **Printing**

Holzer Druck und Medien

### **Edition**

First Edition, April 2014





**Hess GmbH**  
Licht + Form  
Lantwattenstraße 22  
D 78050 Villingen-Schwenningen  
Tel. + 49 (0) 7721 920-0  
E-mail: [info@hess.eu](mailto:info@hess.eu)  
[www.hess.eu](http://www.hess.eu)

For a listing of Hess offices  
and the nearest sales agent,  
please visit:  
[www.hess.eu/o100](http://www.hess.eu/o100)

